




The Dish

April 2005

Nothing seems more energizing this time of year than rolling those clocks forward and getting more daylight into your day. Suddenly the world seems brighter, bolder, more alive; it's invigorating. If you're feeling enlivened by the coming season, these kits will be just your thing – the bold colors, the energizing feel of them are just what's needed to get the creative juices flowing and your fingers itching to get some scrapbooking done. They are brimming with great papers and tons of fun embellishments. How can you not just dig in?

What's Cookin'



Did you get your Second Helpings? New this month, dish up more of what you like best; paper, embellishments or ribbons and fibers. Dished up individually, so you can get more of what you want. Look for them in the Pantry. This month brings us just a bit closer to having our membership function up, be sure to join our Yahoo group to keep up to date on the membership and more. (groups.yahoo.com/group/apronstrings)



Tips

Stuck on what words go with your monograms? We can help:

- A) accomplice, acrobat, admire, adore, athlete, attitude
- B) bashful, bathing beauty, bright, believe, beloved, blessing, bliss, brave
- C) candid, carefree, chaos, charming, cherish, chic, cutie
- D) dashing, dazzle, delight, devilish, diva
- E) eclectic, elated, endure, excellent, express, extraordinary
- F) fabulous, fancy, fun, father, fearless, fickle, finicky, footloose, frolic, funky
- G) gabby, giggle, gorgeous, graceful
- H) happy, handsome, hero, hilarious, honor, humble, hush, honey
- I) ideal, idol, imagine, incredible, innocent
- J) jiggle, joker, jolly, joy, jazzy, jammin', jackpot, jealous
- K) kind, kindred, kiss, klutz
- L) laugh, lazy, life, love, loyal
- M) mad, magic, majestic, messy, mighty, mischief
- N) nature, noise, naughty, nice
- O) observe, ocean, ornery, organize, outrageous
- P) paint, paradise, passion, party, perfect, pirate, prince/princess, ponder
- Q) quaint, quack, queen, quest, quiet, quirky
- R) rain, rebel, recital, reflect, refresh, relax, rugged, real
- S) school, season, seek, silence, strength, stubborn
- T) talented, talkative, tantrum, tender, thankful, timeless, tradition, today
- U) uncertain, unconditional, unique
- V) valiant, valor, vast, victory, vivid, very



- W) wacky, wonder, waddle, whimsy, wish, woohoo, whatever
- X) x-act, x-aspirating, x-mas, x-cited, x-pectant, x-perience
- Y) yearn, young, yawn, youthful, yes, yoo-hoo, yesterday, yummy
- Z) zany, zebra, zoo, zoom, zestful, zippy, zombie, zone out



More uses for your ModBlox tags:

- Use several as a background for your title
- Background for a quote block/tag
- The Blox words can be used a descriptive border
- Cut them in half for fun accents
- Layer them together and trim into a tag shape
- Punch a hole and thread ribbon or fiber through to allow them to hang across your page
- Adhere with adhesive or stitch around 3 sides to create pockets for journaling or tags
- Hang them from jump rings
- Alter them using paint, stamps and ink, stickers, rub-ons, tearing or sanding the edges

Smaller Than a Breadbox Tips:

- Market Tags can be altered with acrylic paints, permanent pens, rub-ons and Staz-on inks.
- Slide frames can be mini photo frames, used to highlight the first letter in a title, altered by covering them in coordinating papers then inked, sanded and/or embellished
- Eyelet charm tags can be heat embossed to adapt their color to your layout. Try UTEP and stamp an image into the melted powder.


Bigger Than a Breadbox Tips:

- White square window frames can be altered to coordinate with your layouts. Try inking the edges, using acrylic paints, or covering with coordinating papers. They can be used to highlight a group of photos, descriptive words or journaling. Cut out the inside to create on large frame, or remove one or more pieces from inside to customize for a photo or other page element.

This Month's Ingredients

Smaller Than A Breadbox:

- 1 sheet 12x12 Bubblegum paper
- 1 sheet 12x12 Cotton Candy paper
- 1 sheet 12x12 Huckleberry paper
- 2 sheets 12x12 Baby Pink cardstock
- 2 assorted Monograms Lollipop Shoppe
- 18 inches Bubblegum twill tape
- 6 Snaps (assorted colors)
- 2 Market Tags (assorted styles)
- 1 sheet 12x12 Summer Stripe paper
- 1 sheet 12x12 Summer Dot
- 1 sheet 12x12 Hazard Stitches
- 2 sheets 12x12 White cardstock
- 18 inches Tangerine twill tape
- 18 inches Pink Pop Dot ribbon
- 3 Eyelet Charm Tags (assorted styles)
- 1 Word Dot (assorted words)
- 6 Circle Mini Brads
- 1 sheet 12x12 Coolboy Superfunk paper
- 1 sheet 12x12 Green cardstock
- 2 sheets 12x12 Coolboy Squiggle
- 2 sheets 12x12 White cardstock
- 1 yard of White Waxy Flax
- 2 Green Slide Frames
- 6 Round White Studs
- 18 inches Limey Fiber




Bigger Than A Breadbox:

- 1 sheet 12x12 Keylime paper
- 1 sheet 12x12 Rainbow Sorbet pape
- 1 sheet 12x12 Blueberry paper
- 2 sheets 12x12 Tutti Frutti paper
- 2 sheets 12x12 Raspberry cardstock
- 2 sheets 12x12 Limeade cardstock
- 6 assorted Monograms Lollipop Shoppe
- 1 package (4 yards) Lollipop fabric strips
- 1 Pink Bookplate
- 4 White Photo Anchors
- 12 Snaps (assorted colors)
- 2 Pink Daisies (assorted sizes)

- 1 sheet 12x12 Colorful Chic Plaid
- 1 sheet 12x12 Boogieboard Blossom paper
- 1 sheet 12x12 Colorful Chic Stripe paper
- 2 sheets 12x12 Green Tea Stitches paper
- 1 sheet 12x12 Red cardstock
- 1 sheet 12x12 Boogieboard cardstock
- 2 sheets 12x12 Baby Pink cardstock
- 18 inches Periwinkle Twill Tape
- 2 Word Dots (assorted words)
- 12 square Mini Brads
- 5 Mod Blox (assorted styles)
- 1 White Square Window Frame

*All lengths are close approximations



Don't Forget the Scraps:

- Don't forget leftover papers can create cards, notecards and tags.
- The tags (above) were made with scraps from the Smaller Than a Breadbox Kit
- The Cards (left) were also made with scraps found in the Smaller Than a Breadbox Kit
- Have other ideas on what to do with scraps, we'd love to see them. You can email them to us at admin@aponstringsdesigns.com or you can upload them to the Yahoo Group site.

Sneak a Taste of Next Month

Just a small glimpse at some of the great things coming next month!

Smaller Than a Breadbox

- Patterned Paper from Arctic Frog, Deja Views, Mara Mi, Doodlebug
- Ribbon from Doodlebug, Morex
- Metal accents from MM, Doodlebug, American Traditional
- Other great ingredients

Bigger Than a Breadbox

- Patterned Paper from Junkitz, Die Cuts With a View
- Metal accents from Making Memories, Doodlebug, DCWW
- Ribbon from Morex
- Frames, stickers and rub-ons from Li'l Davis & DCWW
- Other great ingredients



Coming in May '05