



The Dish

May 2005

Just when you think spring has come, you get a dash of winter to prove you otherwise. At least that's the way it is here in Colorado. But that won't stop us from being energized by this month's kits. Perfect for showcasing those women who mean so much in our lives, be they mothers, grandmothers, aunts, daughters, sisters or girlfriends. The Junkitz kit has rich velvet ribbons and feminine floral prints while the Deja Views kit has bright floral prints and fun swiss-dot ribbon. Like all our kits, they aren't just for a specific holiday; the vibrant colors and patterns in this month's kits are great for any event in your family. Don't let the bold greens and blues of the Arctic Frog make you think only of boys; see the examples to see how they will work great for girls as well.

What's Cookin'

Did you sign-up for our new auto-membership? If not, head back to the site and select the kit you'd like to receive every month. We bill on the 9th, ship on the 12th and you have the kit in your hands on or near the 15th – a true mid-month club. And there's no commitment, you can opt-out any month – though we hope you'll give every kit a try and stretch your creativity by trying something you might not normally be drawn to in your local store.


Did you see the new Side Dishes for this month? Nothing rounds out a good meal like really yummy side dishes and ours are no different. These Side Dishes are great for those scrapbookers who love having more embellishments or like to experiment with new products.

Were you one of the lucky ones this National Scrapbook Day who got to take advantage of purchasing our first ever Kitchen Sink kit? Our 6x6 album kits, "Boys Will be Boys" and "Girly Girl," kits sold out in less than a day! Plans for another Kitchen Sink kit are in the making – watch your email for updates.

Tips

For the Smaller Than A Breadbox Kit

- Doodlebug Teeny Tags are a great size to start the first word in your journaling. Simply snip off the top where the hole is and you have an eye-catching beginning to your journaling.
- Use the Deja Views "Fresh Verse" vellum as a background instead of cutting out individual phrases.
- Fresh Verse leftovers can be used inside cards.
- Trim patterned paper to fit through ribbon slides instead of using ribbons.
- Cut the squares out of Arctic Frog's paper to make quick embellishments for your layouts or your cards.



For the Bigger Than A Breadbox Kit

- Have an errant rub-on? Don't sweat it; simply grab your scotch tape. Use a small piece over the errant rub-on (whether it's the wrong letter or a part of a letter that came off during application) apply a tiny bit of pressure and carefully pull back the scotch tape removing the rub-on.
- Use extra Lil' Davis Bubble Backgrounds to create borders or frames. Add any extra Bubble Phrases over a Background on your new border or frame.
- Customize your acrylic frame with rub-ons or by coloring the etched portions with a permanent marker or a Slick Writer marker.
- Cardstock overlays can be used with their corresponding mats, or increase the number and only use one at a time. Customize them by trimming the inside portions to fit needs.
- Don't forget rub-ons work fantastic with satin ribbons!



This Month's Ingredients


Smaller Than A Breadbox:

- 1 sheet Playclothes Square by Arctic Frog
- 1 sheet Playclothes Stripes by Arctic Frog
- 1 sheet Dots by Mara Mi
- 2 sheets red cardstock by Worldwin
- 8 Blueberry mini-brads by Doodlebug
- 1 Green slash pocket by Lil' Davis
- 1 White pinstriped tag by Lil' Davis
- 1 sheet Teeny Tags by Doodlebug
- 1 sheet Banana Flower by Deja Views
- 1 sheet Banana Punch by Deja Views
- 1 sheet Banana Stripe by Deja Views
- 2 sheets Spearmint cardstock by Bazzill
- 1 sheet Fresh Verse by Deja Views
- 2 square ribbon charms by Making Memories
- 18" Mint swiss dot 3/8" ribbon
- 1 Heart Lil' Clip by American Traditional
- 1 sheet Dot by Mara Mi
- 1 sheet Paisley by Mara Mi
- 1 sheet Paradise Punch by Doodlebug
- 2 sheets Cobalt by Bazzill
- 1 yard Blue Jean stitched ribbon by Doodlebug
- 6 Blue Jean buttons by Doodlebug (assorted sizes)
- 1/4 pack Light Staples (5 colors) by Making Memories
- 1 sheer frame by Making Memories




Bigger Than A Breadbox:

- 2 sheets Mom Stripe by Junkitz
- 1 sheet Mom Bouquet by Junkitz
- 1 sheet Mom Dots by Junkitz
- 2 sheets Sweetheart cardstock by Bazzill
- 2 sheets Leapfrog cardstock by Bazzill
- 1 sheet Bubble backgrounds by Lil' Davis
- 1 pack Oval Frames by Lil' Davis
- 1 pack Bubble Words by Lil' Davis
- 18" Rosa 3/8" velvet ribbon
- 18" Avocado 5/8" satin ribbon
- 2 Pewter deco brads by Making Memories
- 2 sheets Blue Cubes by DCWV
- 2 sheets Dots by DCWV
- 1 sheet Friends by DCWV
- 2 sheets Green Tea cardstock by Bazzill
- 2 sheets Purple cardstock by DCWV



- 1 pack 4x4 Purple overlays (assorted styles) by DCWV
- 3 Oval label holders (assorted sizes) by DCWV
- 12 Matte silver mini-brads by Doodlebug
- 18" Iris 5/8" satin ribbon
- 1 yard Iris 3/8" organdy ribbon
- 1 yard White 1/4" grosgrain ribbon
- 18" Moss 1/8" satin ribbon

*All lengths are close approximations




Don't forget the Table Scraps:

- Left over scraps make great that are quick, too. Before you put your supplies away, take 10 minutes to put a card together.
- If you'd like to share what you've created with your Apron Strings kits, we'd love to see them and share them in future newsletters. You can email them to us at admin@apronstringsdesigns.com.



Look Who's Cookin'

Linda K. used the February Bigger Than a Breadbox kit to create this great layout. Note how she combined stickers with the layover.



Sneak a Taste of Next Month

Bigger Than a Breadbox

- Patterned paper by Arctic Frog, American Traditional Designs, Doodlebug
- Rub-ons by Doodlebug
- Picture Hangers by Daisy D's
- Word Charms by Pebbles Inc.
- Ribbons by May Arts
- Other yummy ingredients

Smaller Than a Breadbox

- Patterned paper by Dena for Creative Imaginations, MOD, American Traditional Designs
- Photo sleeves by Me & My Big Ideas
- Page Coasters by Cloud 9
- Ribbons by May Arts & Morex
- Other great ingredients

